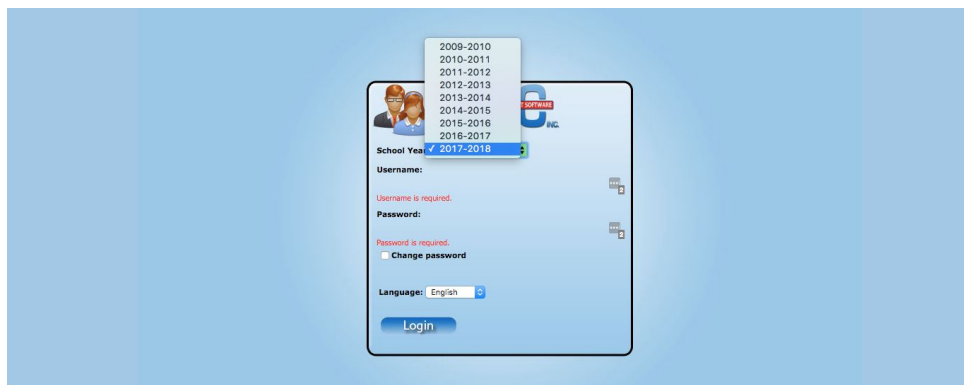


2017-18 ONLINE STUDENT REGISTRATION

Online registration is now open for families of returning Pleasantville students for the 2017-18 school year! Please follow the directions below to complete registration online.

Online Registration Instructions (for Returning Families only)

1. Log in through the JMC Parent Portal (<https://phs.onlinejmc.com/>)
 - a. Be sure to select the “2017-18” school year in the drop down box as shown below.
 - b. The login “username” is the last name of the child’s parent.
 - c. Passwords were user generated, contact Central Office if you are unsure of your password or experience login issues at (515) 848-0555.



2. Once logged in, go to “Register for School”



3. Next, click on “Start/Continue Registration Process” and follow the instructions and prompts from there.
4. Complete the online registration questions and click the “next” button on the upper right corner to advance to the next series of questions.

5. The required registration information will include:
 - a. Family contact information
 - b. Student demographics (families with multiple children in school will automatically be prompted to fill this out for each child)
 - c. Custom fields (families with multiple children in school will automatically be prompted to fill this out for each child)

NOTE: Please be sure to scroll down all the way to the bottom of the custom fields to complete all of the questions and verify/update all necessary information.

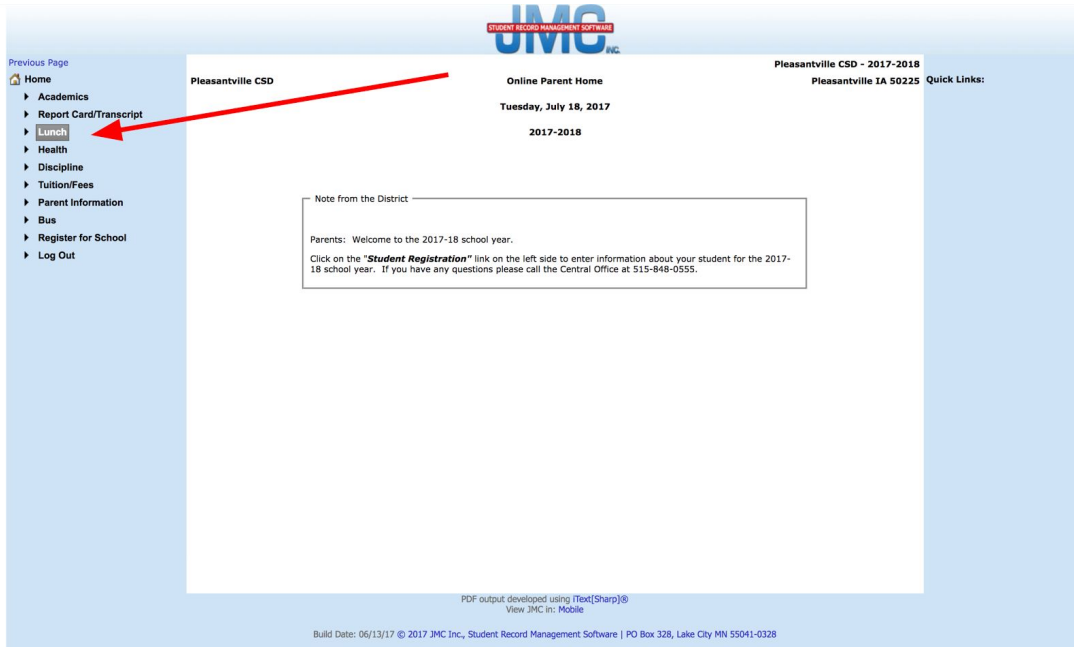
6. Click “Finish” button on the top right side of the JMC webpage

Required Electronic Signatures

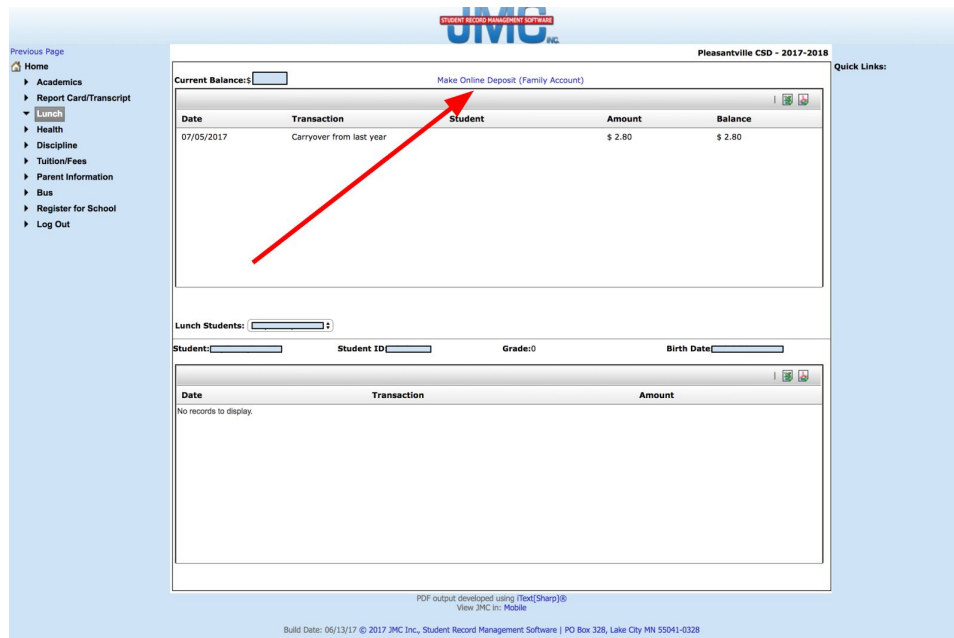
- If you are the parent of a 6-12 student, please click on the “Sign Forms” tab (as shown below) to review and electronically sign the mandatory student laptop acceptable use policy.
- If you have a student entering 6th grade you are also required to review and electronically sign the “Google Apps Form.”

The screenshot shows the JMC Online Parent Home interface. The top navigation bar includes the JMC logo, the school name 'Pleasantville CSD', the date 'Tuesday, July 18, 2017', and the school year '2017-2018'. A left-hand navigation menu lists various categories, with 'Sign Forms' highlighted and a red arrow pointing to it. The main content area features a 'Note from the District' box containing a welcome message and instructions to click on the 'Student Registration' link. The footer contains technical information about the software and build date.

7. The final step in registering online is to pay the required school fees. To pay fees, please click on the “Lunch” tab (as shown below) to begin the process.



8. Next, select “make online deposit”
a. Specific directions and fee information can be found on the page below.



9. At this point, you have completed online registration. If you have any questions or concerns please contact the Pleasantville Central Office at (515) 848-0555.

Paying Fees Online Through PaySchools

To pay any school fees online by check or debit/credit card, click on the PaySchools link below:

<https://parent.payschools.com/categories.asp?id=0CDB9BA88B974D1484431E899E54071B&>

Select the appropriate fees and add to cart (see list of school fees below).

Follow the PaySchools instructions to complete payment.

TEXTBOOK FEES:

All Students (Preschool through 12 th) :	\$45 per student
Technology Fee (Grades 6 - 12 th):	\$25 per student

ADDITIONAL FEES:

Grade 12 Senior Fee:	\$45 per student
2017-18 Student Athletic Pass:	\$40 per student
2017-18 Adult Athletic Pass:	\$125 per adult
2017-18 Family Athletic Pass:	\$250 per family
*2017-18 Senior Citizen Athletic Pass:	Single \$75 / Couple \$125

** The "Senior Citizen Athletic Pass" option above is for senior citizens who reside outside of the Pleasantville School District boundary lines. Any Senior citizens (age 65 and older) who reside within Pleasantville School District boundary lines can still request a complimentary pass to regular season home events (non-tournament / non-playoff) at the district office during regular business hours.*

NOTE: If you do not wish to pay fees online, payment may be dropped off in the Central Office.